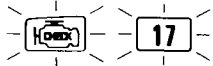


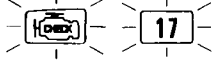
PGM-FI System

Troubleshooting Flowchart — Vehicle Speed Sensor (VSS)



The Malfunction Indicator Lamp (MIL) indicates Diagnostic Trouble Code (DTC) 17: A problem in the Vehicle Speed Sensor (VSS) circuit.

The signal generated by the VSS, produces pulses when the front wheels turn.



- The MIL has been reported on.
- With service check connector jumped (see page 11-34), code 17 is indicated.

Do the ECM or PCM Reset Procedure (see page 11-35).

Road test necessary with the manual transmission in 2nd gear (A/T: 2 position) accelerate to 4,000 rpm, then decelerate to 1,500 rpm with throttle fully closed.

Is the MIL on and does it indicate code 17?

NO

Intermittent failure, system is OK at this time.
Check for poor connections or loose wires at C355 (located at right shock tower), C109 (VSS) and ECM or PCM.

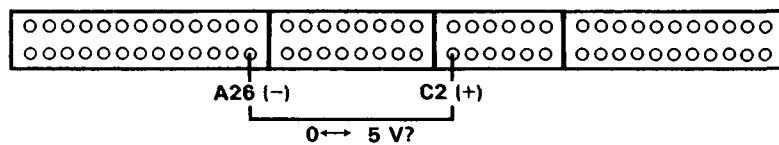
YES

Block rear wheels and set the parking brake. Jack up the front of the car and support with safety stands.

⚠ WARNING Block rear wheels before jacking up front of car.

Turn the ignition switch OFF.

Connect the test harness between the ECM or PCM and connectors (see page 11-37).



Turn the ignition switch ON.

Block the right front wheel and slowly rotate left front wheel and measure voltage between C2 (+) terminal and A26 (-) terminal.

Does voltage pulse 0 V and 5 V?

NO

Turn the ignition switch OFF.

YES

Substitute a known-good ECM or PCM and recheck. If symptom/indication goes away, replace the original ECM or PCM.

(To page 11-75)



(From page 11-74)

